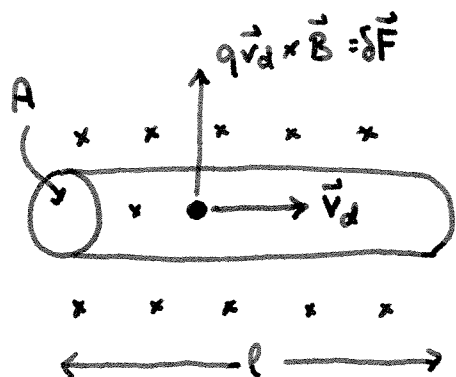


Last time, we learnt that the magnetic force on a charged particle is $q\vec{v} \times \vec{B}$. When we add up the forces on every moving charge, this creates the force on a wire carrying a current. It is this force which drives electric motors. We are now going to study it in more detail. This idea will also enable us to understand why the like poles of a magnet repel one-another. At the end of our class today we'll learn about an effect discovered by the 19th century physicist Edwin Hall, which enables us to actually measure

the density & sign of the charge of current carriers

inside a conductor.

27.6 Force on a wire



Suppose we add up the total magnetic force on the wire.

$$F = \overbrace{nAl}^{\text{\# charges}} \underbrace{(q v_d B)}_{\text{force per charge}} = \underbrace{nq v A}_{I} l B$$

$$F = I l B$$


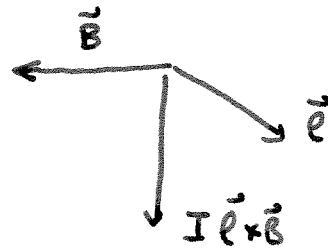

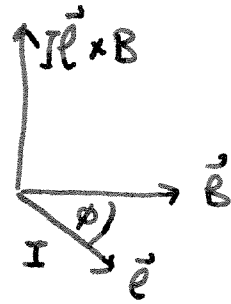
Actually, if the field is at an angle ϕ to the wire



$$F = I l B_{\perp} = I l B \sin \theta$$

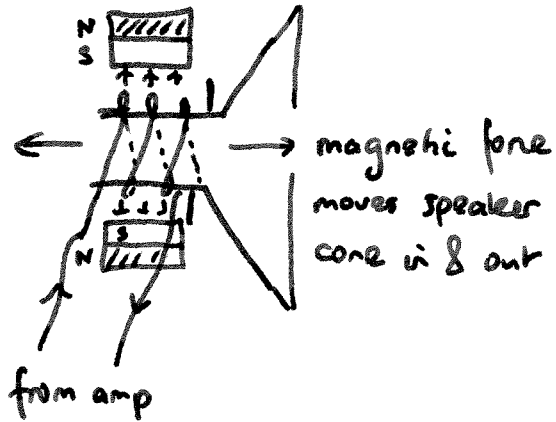
The direction is perpendicular to the wire & the field

$$\vec{F} = I \vec{\ell} \times \vec{B}$$



Applications

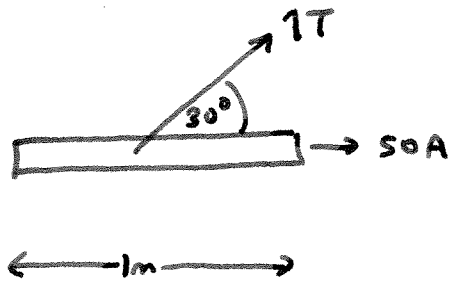
- loudspeaker.



- electric motors.

e.g. 1 Tesla at 30° to a 1m wire
 running along x direction, carrying 50A.

What is the force on the wire?



$$F = I \ell B \sin \theta = 50\text{A} \times 1\text{m} \times 1\text{T} \times \sin 30^\circ = \underline{25\text{N}}$$

$$\vec{F} = I \vec{\ell} \times \vec{B}$$

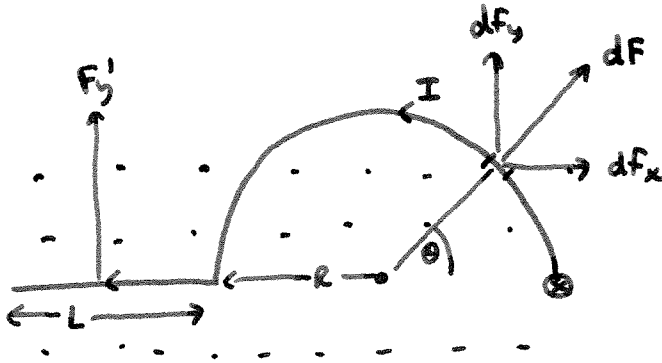
$$\vec{\ell} = 1 \hat{i}$$

$$\vec{B} = (\cos 30^\circ \hat{i} + \sin 30^\circ \hat{j}) = \left(\frac{\sqrt{3}}{2} \hat{i} + \frac{1}{2} \hat{j} \right)$$

$$\vec{F} = 50 \hat{i} \times \left(\frac{\sqrt{3}}{2} \hat{i} + \frac{1}{2} \hat{j} \right) = 25 (\hat{i} \times \hat{j}) = 25 \text{N} \hat{k}$$

The direction is \perp to the wire.

e.g Force on a curved conductor



$$dF = I dl B$$

$$dF_y = I dl B \sin\theta = IRB \sin\theta d\theta$$

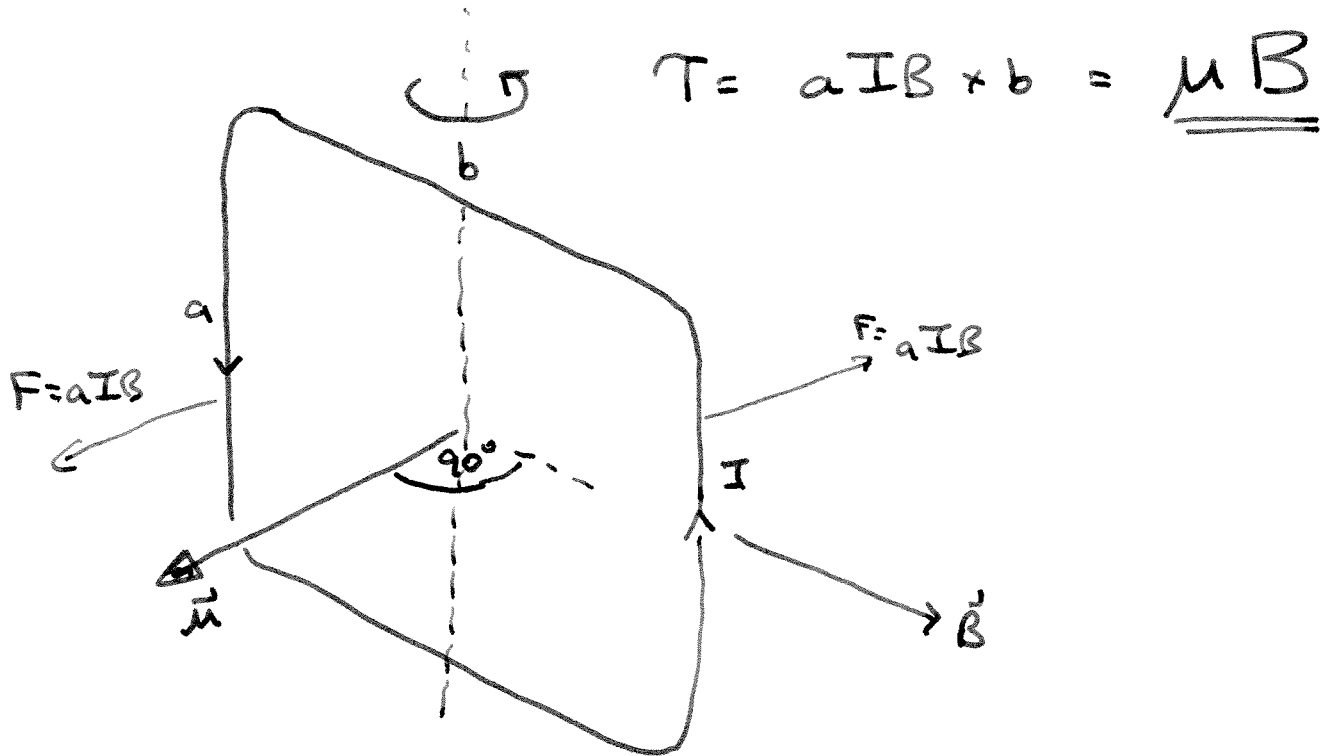
$$F_y (\text{curved}) = IRB \int_0^\pi \sin\theta d\theta = 2IRB$$

$$F_y (\text{straight}) = F_y' = ILB$$

$$F_y (\text{total}) = IB(L + 2R)$$

$$F_x = 0 \text{ (by symmetry)}$$

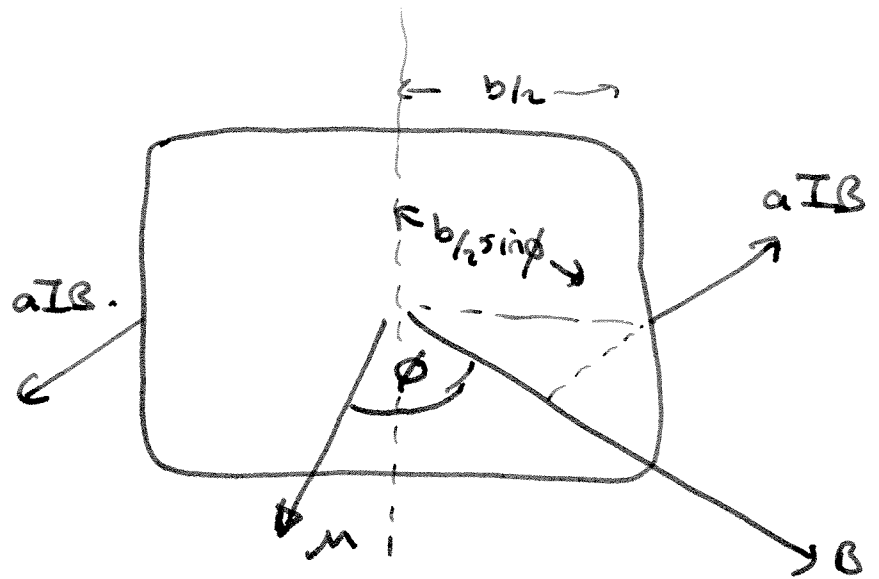
$$\vec{F} = IB(L + 2R) \hat{j}$$



$$\mu = IA$$

$$\vec{\mu} = \mu \hat{n}$$

$$T = \mu B \sin\phi$$



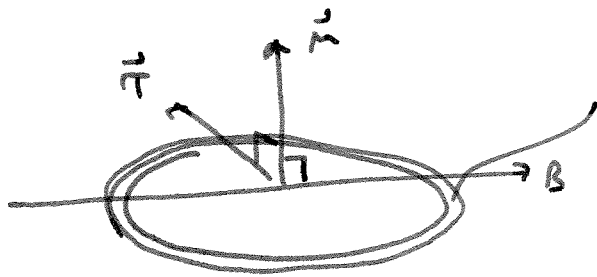
e.g. Coil with 50 turns, $I = 2\text{ A}$, radius 5 cm , $B = 2\text{ T}$

How big is the magnetic moment μ ?

How big is the torque on the coil when

the magnetic field lies in the plane of

the coil?



$$\begin{aligned}\mu_{\text{TOT}} &= NIA \\ &= 50 \times 2\text{ A} \times \pi (0.05)^2 \\ &= 7.85 \times 10^{-1} \text{ A m}^2 \\ &= 0.785 \text{ A m}^2\end{aligned}$$

$$\tau = \mu B = 0.785 \times 2 = \underline{1.57 \text{ Nm}}$$

What is the change in P.E. rotating from $\phi = 90^\circ$
to $\phi = 0^\circ$

$$U_1 = -\mu_{\text{total}} B \cos \phi_1 = 0$$

$$U_2 = -\mu_{\text{total}} B \cos \phi_2 = -\mu_{\text{total}} B = -1.57 \text{ J}$$

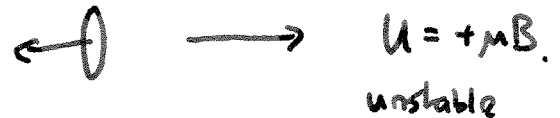
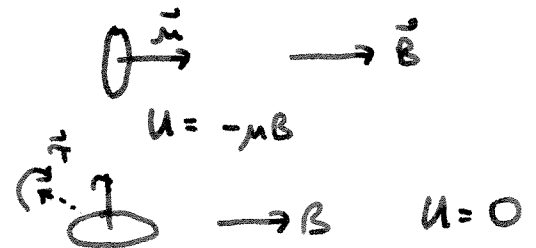
$$\Delta U = -1.57 \text{ J}$$

Energy of magnetic dipole in a field


Work done in changing ϕ from $\phi = \phi_1$ to $\phi = \phi_2$

$$W = U_2 - U_1 = \int_{\theta_1}^{\theta_2} \tau d\theta = \mu B \int_{\theta_1}^{\theta_2} \sin\theta d\theta = \left[-\mu B \cos\theta \right]_{\theta_1}^{\theta_2}$$

$$U = -\mu B \cos\theta = \underline{\underline{-\vec{\mu} \cdot \vec{B}}}$$



Many turns on coil

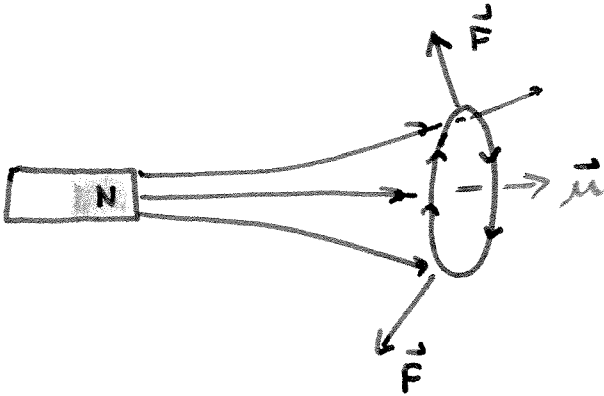


$$\tau = N \times I A B \sin\phi$$

Galvanometer

deflection $\propto N I A B \sin\phi$.

Dipole in a non uniform field.



attracted towards higher field

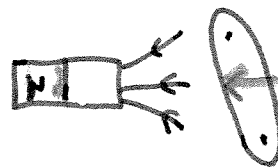
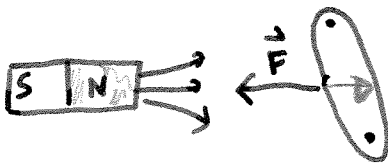


repelled.

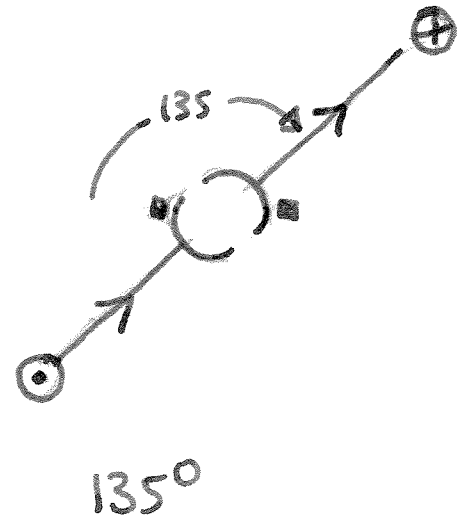
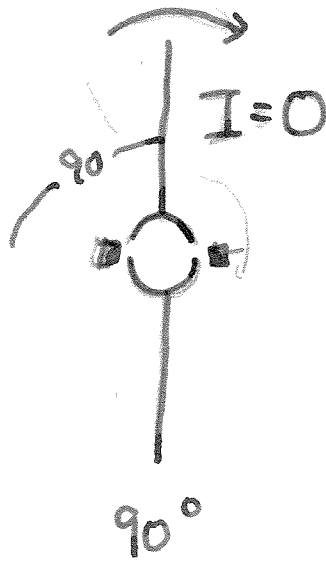
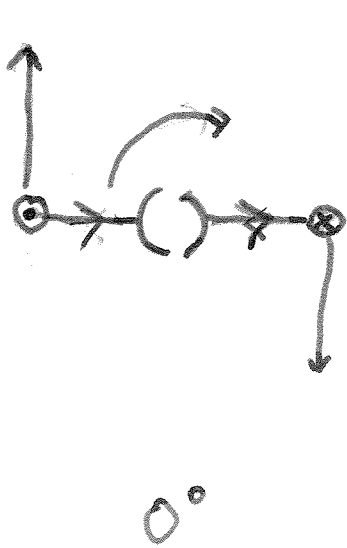
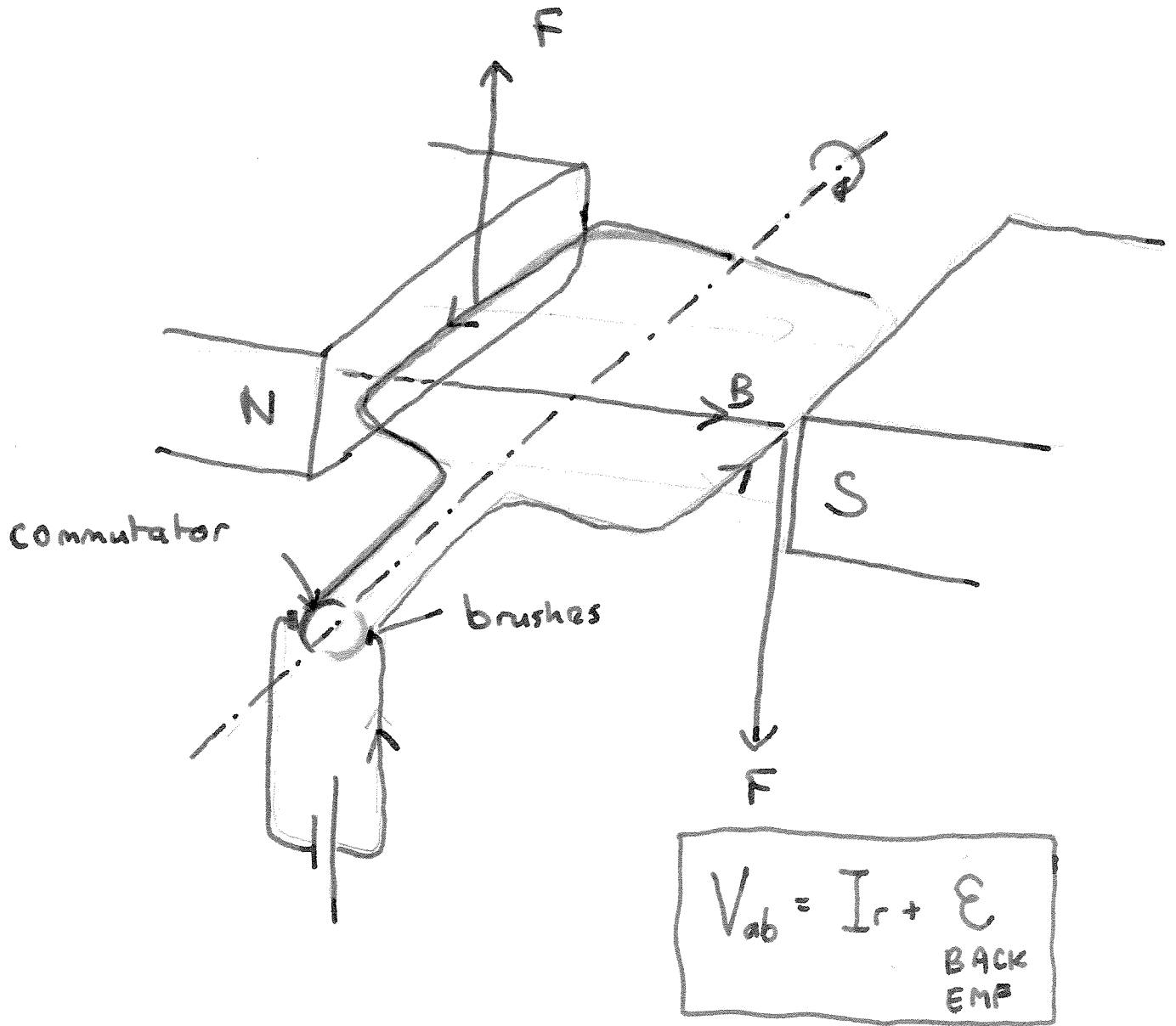
Permanent magnet — contains aligned electron spins.



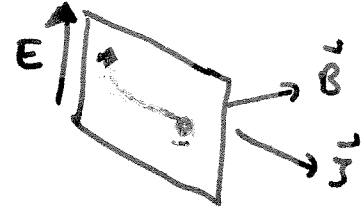
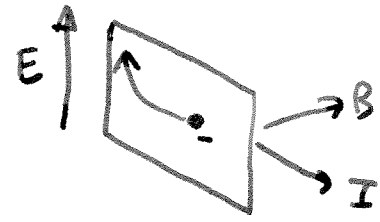
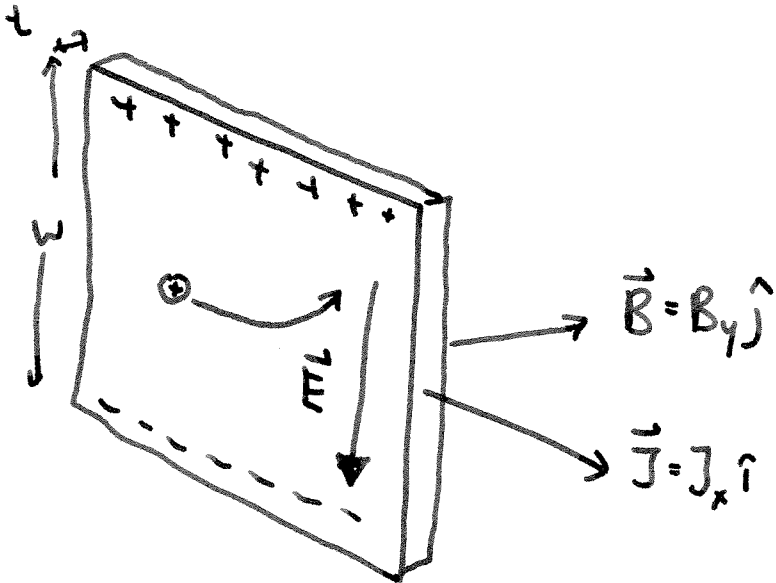
Ferromagnet.



D.C. Motor



HALL EFFECT



$$q E_z + q v_d B_y = 0$$

$$\begin{aligned} \Rightarrow E_z &= -v_d B_y \\ &= -B_y \frac{J_x}{nq} \end{aligned}$$

$$\left(nq = -\frac{J_x}{E_z} B_y \right)$$

$$\boxed{\frac{1}{nq} = R_H} \quad \text{Hall constant}$$

e.g. $t = 2\text{mm}$ $w = 1.5\text{cm}$ $\Delta V = 0.81\text{mV}$

$$I = 75\text{A}$$

$$J_x = \frac{I}{A} = \frac{75\text{A}}{2 \times 10^{-3}\text{m} \times 1.5 \times 10^{-2}\text{m}} = 2.5 \times 10^6 \text{A/m}^2$$

$$E_z = \frac{\Delta V}{t} = \frac{0.81 \times 10^{-6}}{1.5 \times 10^{-2}} = 5.4 \times 10^{-5} \text{V/m}$$

$$n = \frac{-J_x B_y}{q E_z} = \frac{-(2.5 \times 10^6 \text{A/m}^2) (1\text{T})}{(-1.6 \times 10^{-19} \text{C}) (5.4 \times 10^{-5} \text{V/m})}$$

$$= \underline{\underline{11.6 \times 10^{28} \text{m}^{-3}}}$$